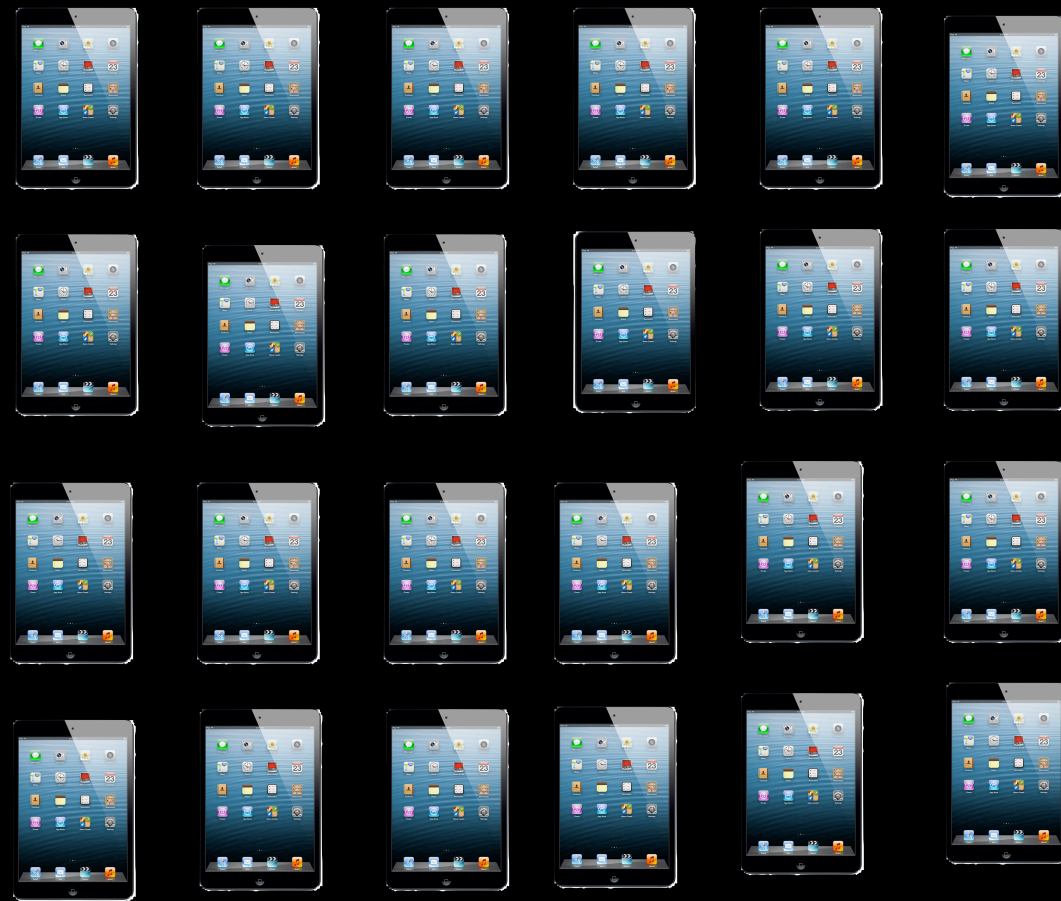


Using an iPad as a Effective Teaching Tool in Your Classroom

TEED 521 Session 2 March 12, 2013

You may face a classroom of tablets...



But it
might just
be your
tablet in
the room...



So what
now?

Our Goals Today

- See how an iPad can be used as a document camera to instruct using visual aids.
- Develop an awareness of how an iPad can be used as an interactive “whiteboard” to promote student engagement in learning.
- Become familiar with hardware and software tools that, when used together, create an effective teaching solution in the classroom.
- Practice Hands-On using these tools.

Getting Started


What you will need:

- ✓ An iPad
- ✓ A projector
- ✓ A way to **connect** you iPad to the projector
- ✓ A few apps to get started
- ✓ Handy accessories to make your iPad sing.

Is there an app for that?

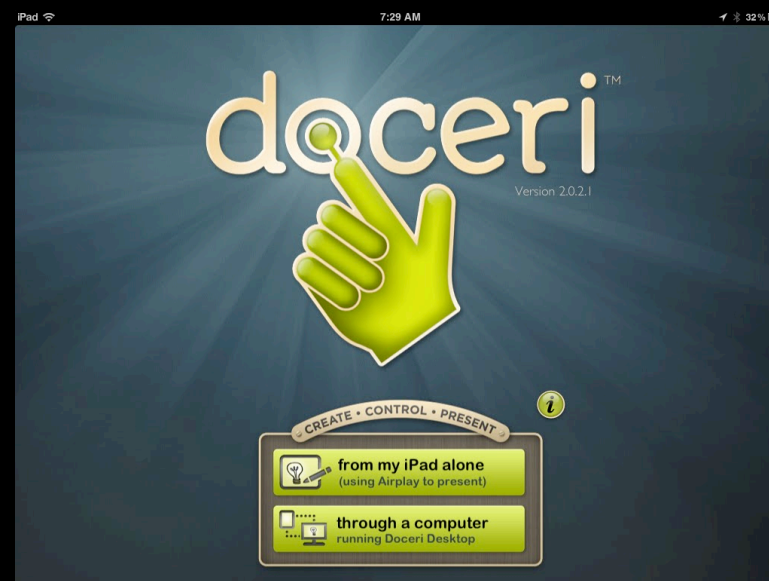

iPad in the Classroom

Let's Not Just Focus on
Subject-Specific Apps



Let's Explore Tools That Teachers
Can Use for **ALL SUBJECTS**

Tools to Increase the Effectiveness your iPad as a Teaching Solution



Let's Try It!

Connecting & Projecting Your iPad

Basic Physical Connection



Wireless Connection



Using Your iPad as a Document Camera



Connecting your Computer to your iPad

Connect to Computer

